

FY 2021 GRUPO ORTIZ PRESENTATION


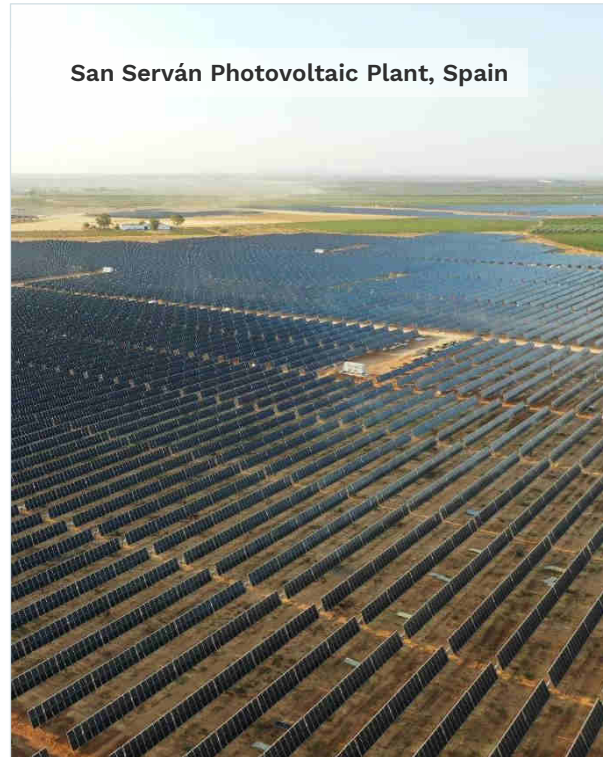



TABLE OF CONTENTS

1. GRUPO ORTIZ DESCRIPTION
2. CONSOLIDATED REVENUES AND GROUP EBITDA 2021
3. ACCOUNTING CLOSE 2021
4. FORECAST 2022
5. CONCESSIONS AREA
6. CONSOLIDATED DEBT
7. GRUPO ORTIZ ABROAD
8. GRUPO ORTIZ's CURRENT PORTFOLIO
9. HUMAN RESOURCES
10. SUSTAINABILITY
11. DIGITALIZATION
12. GRUPO ORTIZ PROPERTIES SOCIMI
13. ENERGY AREA
14. INFRASTRUCTURES AREA



Tepic Hospital, Mexico



Samoussy Photovoltaic Plant, France



Transversal del Sisga, Colombia



Grupo Ortiz's Headquarters, Spain

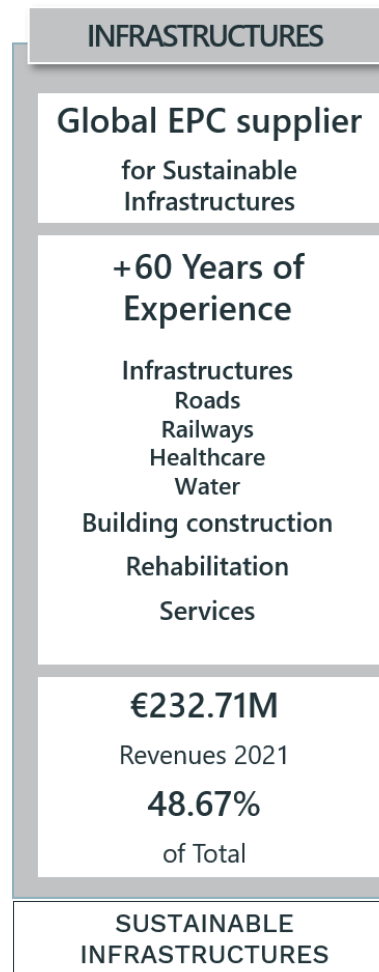
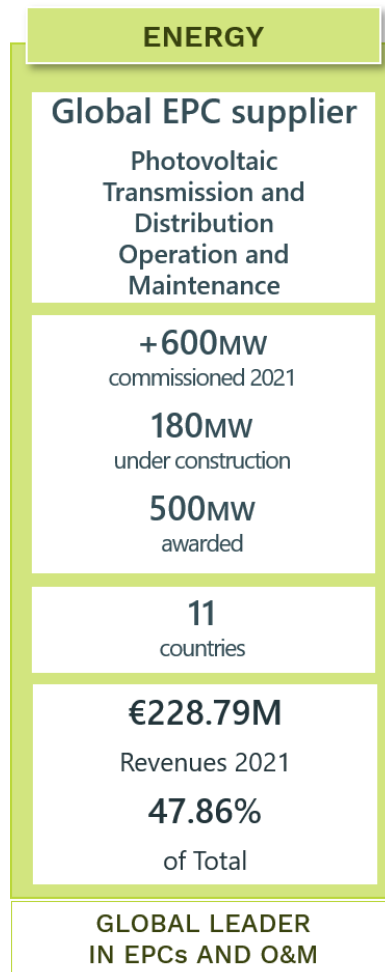
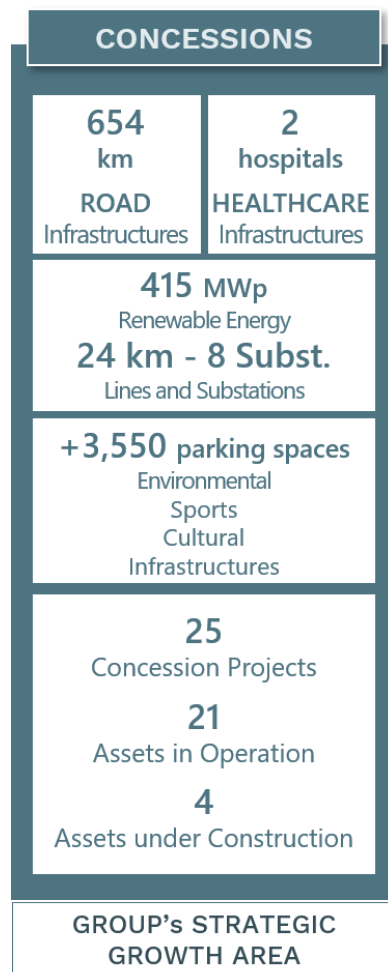
1 GRUPO ORTIZ DESCRIPTION



1 GRUPO ORTIZ DESCRIPTION - BUSINESS AREAS



GRUPO ORTIZ. Global Infrastructure and Energy Concessionaire



2 CONSOLIDATED REVENUES AND EBITDA 2021



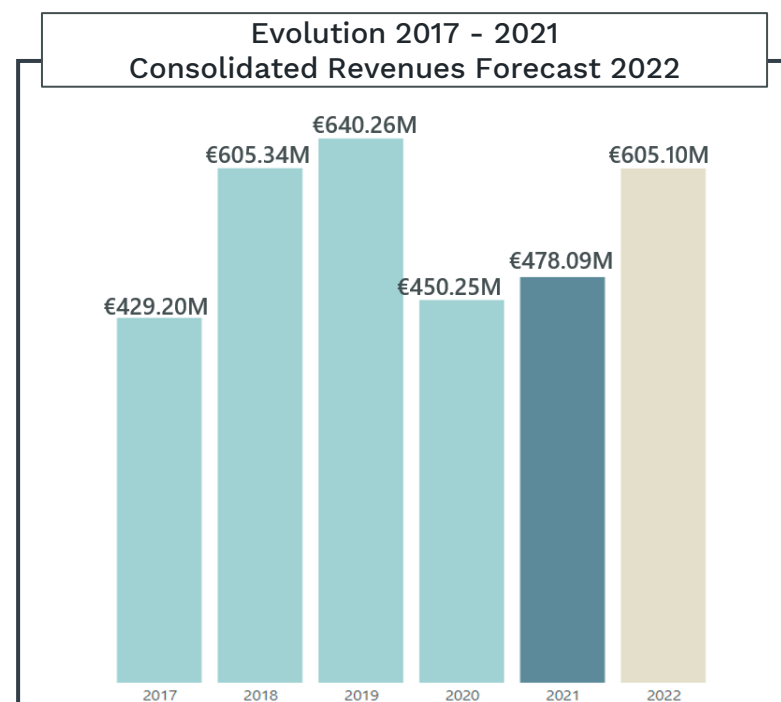
Grupo Ortiz's Headquarters

2 CONSOLIDATED REVENUES AND EBITDA 2021

2021. Revenues and Profitability Growth

	2021	2020	Variation 2021-2020
REVENUES	€478.09M	€450.25M	6%+
CONSOLIDATED EBITDA	€47.45M	€20.08M	136%+
GROUP'S EBITDA	€56.17M	€26.89M	109%+

Data in millions of euros



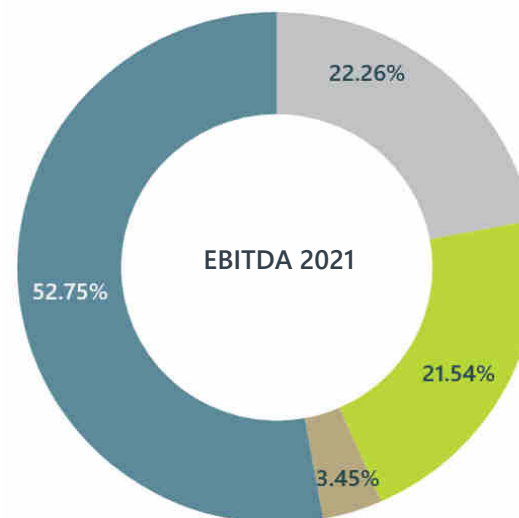
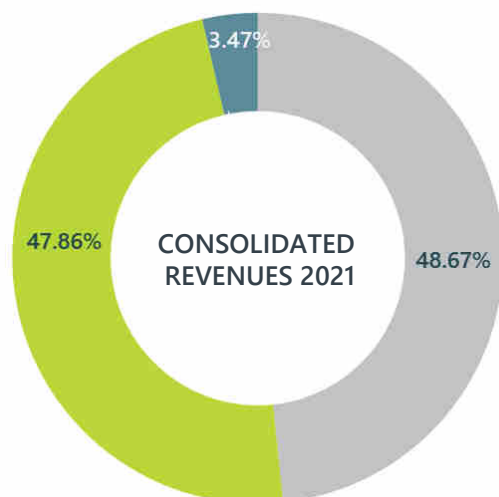
2 CONSOLIDATED REVENUES AND EBITDA 2021 BY BUSINESS AREA



2021: **52.75%** of EBITDA from the Concessions Area

Data in millions of euros

BUSINESS AREA	CONSOLIDATED REVENUES	GROUP's EBITDA
INFASTRUCTURES	232.71	12.50
ENERGY	228.79	12.10
DEPENDENT CONCESSIONS	16.58	22.85
CONSOLIDATED TOTAL	478.09	47.45
UNCONSOLIDATED CONCESSIONS (DIVIDENDS+INTEREST+SALES)		6.78
SOCIMI (DIVIDENDS+INTEREST)		1.94
GROUP TOTAL	478.09	56.17



INFASTRUCTURES ●
ENERGY ●
ASSETS ●
CONCESSIONS ●

3 ACCOUNTING CLOSE 2021



3 ACCOUNTING CLOSE 2021

CONSOLIDATED INCOME STATEMENT

	Data in millions of euros	
	2021	2020
Revenues	478,09	450,25
Changes in inventories	-0,71	-0,61
Work carried out for the assets	8,85	0,20
Supplies	-342,35	-330,58
Other operating income	0,42	0,29
Staff costs	-82,89	-75,58
Outsourced services and taxes	-33,98	-23,77
Losses, impairment and changes in provisions for trade operations	-0,64	9,85
Depreciation and impairment of fixed assets	-4,74	-4,57
Attribution of subsidies for non-financial assets	0,08	-
Impairment and result from disposal of fixed assets	0,14	-0,94
Results from loss of control over consolidated investments	20,82	-
Other income	-1,05	-0,38
Operating profit/(loss)	42,04	24,16
Finance income	5,62	5,03
Finance expenses	-15,78	-16,25
Changes in the fair value of financial instruments	3,13	-0,93
Exchange differences	0,59	-1,00
Gains/(Losses) on disposal of financial assets	0,01	0,10
Other financial income and expenses	0,03	-
Financial profit/(loss)	-6,40	-13,05
Profit/(Loss) from equity-accounted companies	3,01	0,42
Impairment of results due to loss of significant influence	0,00	-2,04
Profit/(Loss) before tax	38,65	9,49

4 FORECAST FY 2022




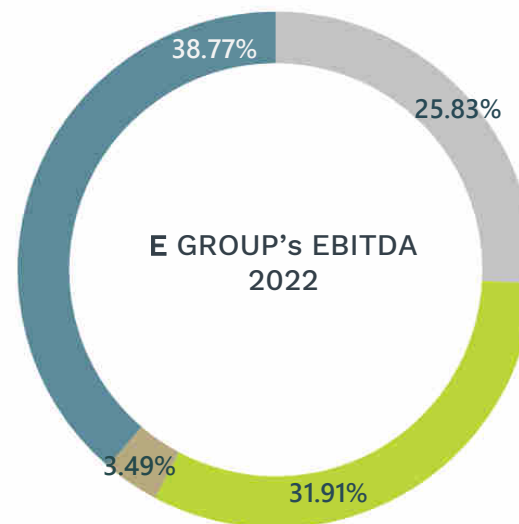
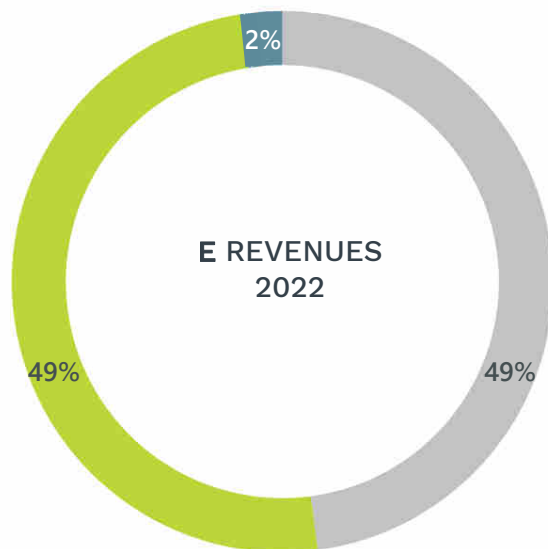
4 CONSOLIDATED REVENUES AND EBITDA FORECAST FY 2022 BY BUSINESS AREA



2022 Revenues expected to reach pre-pandemic level

Data in millions of euros

BUSINESS AREA	E CONSOLIDATED REVENUES	E GROUP's EBITDA
INFASTRUCTURES	289.90	17.00
ENERGY	300.10	21.00
DEPENDENT CONCESSIONS	15.10	2.50
CONSOLIDATED TOTAL	605.10	40.50
UNCONSOLIDATED CONCESSIONS (DIVIDENDS+INTEREST+SALES)		23.00
SOCIMI (DIVIDENDS+INTEREST)		2.3
GROUP TOTAL	605.10	65.80



5 CONCESSIONS AREA



Re-creation Aerial view of the Bosa Hospital in Bogotá, Colombia

5 SUMMARY CONCESSIONS AREA

1 CONCESSIONS IN OPERATION

- 1 Tepic Hospital Concession, Mexico. Contract start: 2017. Capacity: 150 beds
- 2 Transversal del Sisga Motorway Concession, Colombia. Contract start: 2015. Length: 137 km
- 3 Ibiza Accesses Motorway Concession, Spain. Contract start: 2005. Length: 7.1 km
- 4 A-31 Road Concession, Spain. Contract start: 2006. Length: 11 km
- 5 Collado Villalba Parking Concession, Spain. Contract start: 2006. Capacity: 1,023 spaces
- 6 GO Barajas Parking Concession, Spain. Contract start: 2019. Capacity: 670 spaces
- 7 5 Parking Concessions: Zamora + 4 in Madrid, Spain. Contract start: 2007 - 2009. Capacity: 1,864 spaces in total
- 8 Alten El Casar Photovoltaic Plant Concession, Spain. Contract start: 2019. Power: 13 MW
- 9 Photovoltaic Plant Concession Malaga, Spain. Contract start: 2008. Power: 1 MW
- 10 Medsolar Photovoltaic Plant Concession, Italy. Contract start: 2008. Power: 1 MW
- 11 3 Energy-efficiency Concessions, Spain. Contract start: 2011 - 2012. Capacity: +3,000 light fixtures
- 12 La Gavia Factory Gymnasium Concession, Spain. Contract start: 2021. Members: +3,500
- 13 Bulevar Arte y Cultura (BAC) Concession in Valencia, Spain. Contract start: 2009. Surface area: 25,000 m²
- 14 Ribadeo Wastewater Treatment Plant Concession in Lugo, Spain. Contract start: 2008. Water treatment capacity: 2.7 million m³ per year

2 CONCESSIONS UNDER CONSTRUCTION

- 1 Conexión Norte Motorway Concession, Colombia. Contract start: 2014. Length: 145 km
- 2 Bosa Hospital Concession in Bogota, Colombia. Contract start: 2019. Capacity: 215 beds
- 3 Barranquilla Lines and Substations Concession, Colombia. Contract start: 2020. Capacity: 24 km of lines and 8 Substations
- 4 Ruta del Caribe Motorway Concession, Colombia. Contract start: 2021. Length: 253 km

5 REVENUES AND EBITDA UNCONSOLIDATED CONCESSIONS

Data in millions of euros

REVENUES AND EBITDA IN THE UNCONSOLIDATED CONCESSIONS AREA 2021			GROUP'S EBITDA GENERATION IN 2021	
	REVENUES % ORTIZ	EBITDA % ORTIZ	SUBORDINATED DEBT DIVIDENDS AND INTEREST	
CONCESSIONS IN OPERATION	35.90	22.78	5.48	
Tepic Hospital (MX)	7.67	3.04	1.82	
Tepic Hospital Operator (MX)	3.66	1.43	0.85	
Transversal Sisga Motorway (COL)	12.53	9.00	1.64	
Medsolar (IT)	0.22	0.16	-	
Mostoles Factory	0.47	-0.05	-	
Ibiza Motorway	4.94	4.34	0.03	
A-31 Motorway	4.06	3.32	0.51	
Bulevar Arte y Cultura (BAC)	0.92	0.40	0.15	
Brot Cultural	0.22	0.10	-	
El Casar Photovoltaic Plant	1.21	1.04	0.48	
CONCESSIONS UNDER CONSTRUCTION	28.30	18.59	1.30	
Conexión Norte Motorway (COL)	23.72	8.79	1.19	
Ruta del Caribe Motorway (COL)	0.56	0.05	0.01	
Energía Barranquilla (COL)	-	8.22	0.03	
Bosa Hospital (COL)	4.02	1.53	0.07	
TOTAL UNCONSOLIDATED CONCESSIONS	64.20	41.37	6.78	

5 GRUPO ORTIZ's INVESTMENT AND EQUITY IN CONCESSION ASSETS

Data in millions of euros

Concessions in Operation

	TOTAL INVESTMENT	ORTIZ INVESTMENT	ORTIZ EQUITY
Tepic Hospital (MX)	60.80	28.88	7.29
Transversal del Sisga Motorway (COL)	224.62	56.17	14.89
Ibiza Accesses Motorway	92.80	46.40	3.37
A-31 Motorway	108.68	38.04	3.51
Parking lots *)	63.48	63.48	31.37
Alten El Casar Photovoltaic Plant	10.26	5.13	2.77
Malaga Photovoltaic Plant	3.12	3.12	1.81
Medsolar Photovoltaic Plant (IT)	3.67	1.84	0.47
Energy Efficiency	1.44	1.44	1.01
Art and Culture Boulevard (BAC)	13.91	4.64	1.30
Ribadeo WWTP Joint Venture	4.16	4.16	
Alten Internacional			8.14
Total Concessions in Operation	586.94	253.30	75.93

Concessions Under Construction. Completed

Conexión Norte Motorway (COL)	425.75	73.23	18.81
Ruta del Caribe Motorway (COL)	26.77	8.03	8.03
Energía Barranquilla (COL)	33.34	26.67	7.25
Bosa Hospital (COL)	16.75	9.21	2.88
Total Concessions under Construction: Completed	502.61	117.14	36.97

OPERATION + CONSTRUCTION COMPLETED	1,089.55	370.44	112.90
---	-----------------	---------------	---------------

Concessions Under Construction. Pending


Conexión Norte Motorway (COL)	32.57	5.60	0.80
Ruta del Caribe Motorway (COL)	625.95	187.78	34.50
Energía Barranquilla (COL)	99.17	79.34	14.25
Bosa Hospital (COL)	58.90	32.39	7.65
Total Concessions under Construction: Pending	816.59	305.11	57.20

TOTAL IN OPERATION + UNDER CONSTRUCTION (COMPLETED + PENDING)	1,906.14	675.55	170.10
--	-----------------	---------------	---------------



Grupo Ortiz currently has concession projects in its portfolio with an investment of €1B+, which will reach €2B in the coming years

Ruta del Caribe, Colombia



5 SUMMARY OF INVESTMENTS/DISINVESTMENTS 2021

INVESTMENTS/DISINVESTMENTS FORECAST 2022

INVESTMENTS AND DISINVESTMENTS 2021

La Gavia Factory	0.6	-
Ribadeo WWTP	0.2	-
Assets (Land + Houses Ojén)	-	2.5
Transversal del Sisga Motorway	1.7	-

INVESTMENTS AND DISINVESTMENTS FORECAST 2022

Alten	-	12.0
Colegio Sol y Nieve	-	9.0
Assets	-	2.6
Transversal del Sisga Motorway	-	-

CONCESSIONS UNDER CONSTRUCTION

INVESTMENT

DISINVESTMENT

Conexión Norte Motorway	6.0	-
Bosa Hospital	3.1	3.9
Energía Barranquilla	4.9	9.5
Ruta del Caribe Motorway	8.4	-

CONCESSIONS UNDER CONSTRUCTION

INVESTMENT

DISINVESTMENT

Conexión Norte Motorway	3.1	-
Bosa Hospital	3.5	-
Energía Barranquilla	10.2	-
Ruta del Caribe Motorway	6.4	-

TOTAL INVESTMENT AND DISINVESTMENT

24.9

15.9

TOTAL INVESTMENT AND DISINVESTMENT

23.2

23.6

Data in millions of euros

5 BOSA HOSPITAL CONCESSION, BOGOTA. COLOMBIA. **UNDER CONSTRUCTION**

Award date: December 2019

Investment: €76M

Financing Signed and Construction Begins: July 2021

Participation of COFIDES

First healthcare infrastructure under a public-private arrangement. Colombia's first financing with "Social Loan" certification.

First public hospital with LEED certification.

Concession term: 14 years

"Grey-Green Coat" system (design, construction, provision, maintenance and operation of infrastructure)

Services:

- Maintenance of works and Hospital Equipment
- Administration and Management of Hospital Equipment
- Submit LEED certification
- Operational Control Centre (OCC)
- Cleaning and Disinfection, Hazardous and Non-Hazardous Waste Management
- Security and Surveillance
- Maintenance of Computer and Telecommunications Hardware
- Training of healthcare sub-network staff to use hospital equipment

Engineering, design, financing, construction, outfitting, operation and maintenance



5 NETWORK AND SUBSTATION CONCESSION IN BARRANQUILLA, COLOMBIA. **UNDER CONSTRUCTION**

Engineering, design, financing, construction, operation and maintenance



Photo: re-creation new electrical substation “Estadio”

First energy transmission and distribution concession.

Concession under Construction.

Award date: January 2020

Investment: €143M

Financing Signed and Construction Begins: September 2021

Participation of COFIDES

Concession term: 25 years

24 kilometres of power lines

8 Substations.

Services:

- O&M of construction works
- Substation Maintenance

5 RUTA DEL CARIBE CONCESSION. COLOMBIA. **UNDER CONSTRUCTION**



Grupo Ortiz is participating in a strategic project for Colombia

Engineering, design, financing, construction,
operation and maintenance



Grupo Ortiz is participating in a strategic project for Colombia.

- ✓ Improved connection between Cartagena and Barranquilla
- ✓ Increased competitiveness due to the connection between production centres and the port area

Contract signed: September 2021

Private initiative

Total investment: €832M

Ortiz's Equity €50M

Interest from International Funds

Concession term: 35 years

Designs are being developed.

Beginning of the operation of the 253 km of motorways handed over to the concession.

Construction of 94.38 km of new roadways

**5 CONEXIÓN NORTE CONCESSION, COLOMBIA, UNDER CONSTRUCTION.
TRANSVERSAL DEL SISGA CONCESSION, COLOMBIA, AND TEPIC HOSPITAL CONCESSION, MEXICO, IN
OPERATION.**



**Transversal del Sisga 4G
Motorway, Colombia**

Concession in Operation

Debt refinancing scheduled for 2022

137 km motorway

Total investment: €190M



**Conexión Norte 4G Motorway,
Colombia**

Functional Unit 1 under Construction

Functional Unit 2 in Operation

100% of the project expected to be delivered by 2022.

145 km motorway

Total investment: €572M



Tepic Hospital, Mexico

Concession in Operation since 2020.

Total investment: €70M

Services: sterilisation, hemodialysis, laboratory, blood bank, pharmacy, food, laundry, medical equipment maintenance, security, cleaning, mail, storage, telecommunications, medical gases and facilities maintenance.

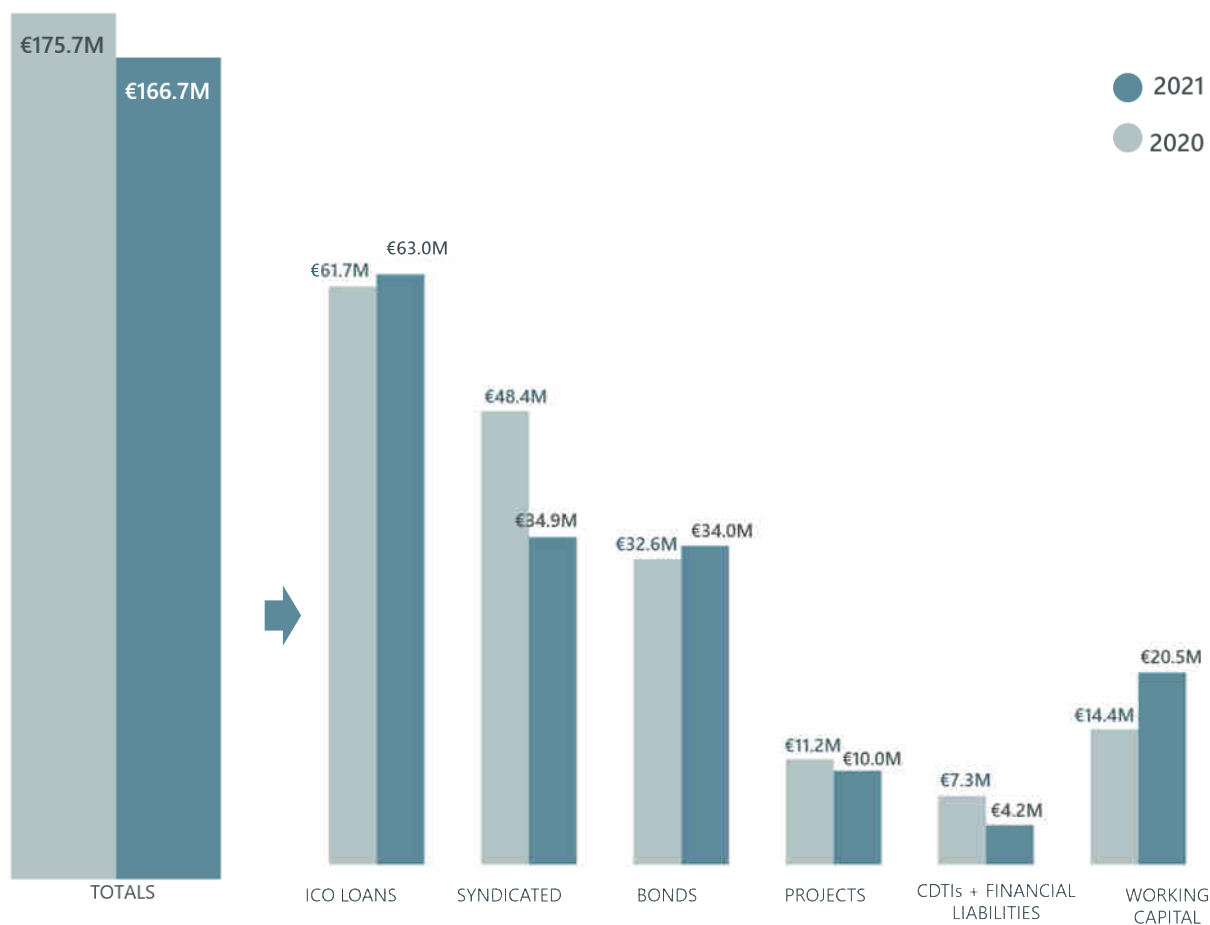
6 CONSOLIDATED DEBT

6 CONSOLIDATED DEBT STRUCTURE



2021. Debt Reduction Commitment Achieved

CONSOLIDATED DEBT 2021 - 2020



HIGHLIGHTS

DEBT REDUCTION COMMITMENT

Gross debt reduction: 5,14% compared to 2020 (€ -9,03M)

Net debt reduction: 9,87% compared to 2020 (€ -12,99M)

More efficient debt structure

L/T debt (ICO loans extended to 6 years)

In 2022, preparation

- **Renewal** of the syndicated loan, with the intention of reducing it
- Evaluation of the suitability of the bond in MARF

Importance of obtaining Bank Guarantees and Surety Bonds in the Energy and Concessions Areas

AMORTISATION OF CONSOLIDATED DEBT

Amortisation 2021: €21.43M

Amortisation 2022: €31.03M

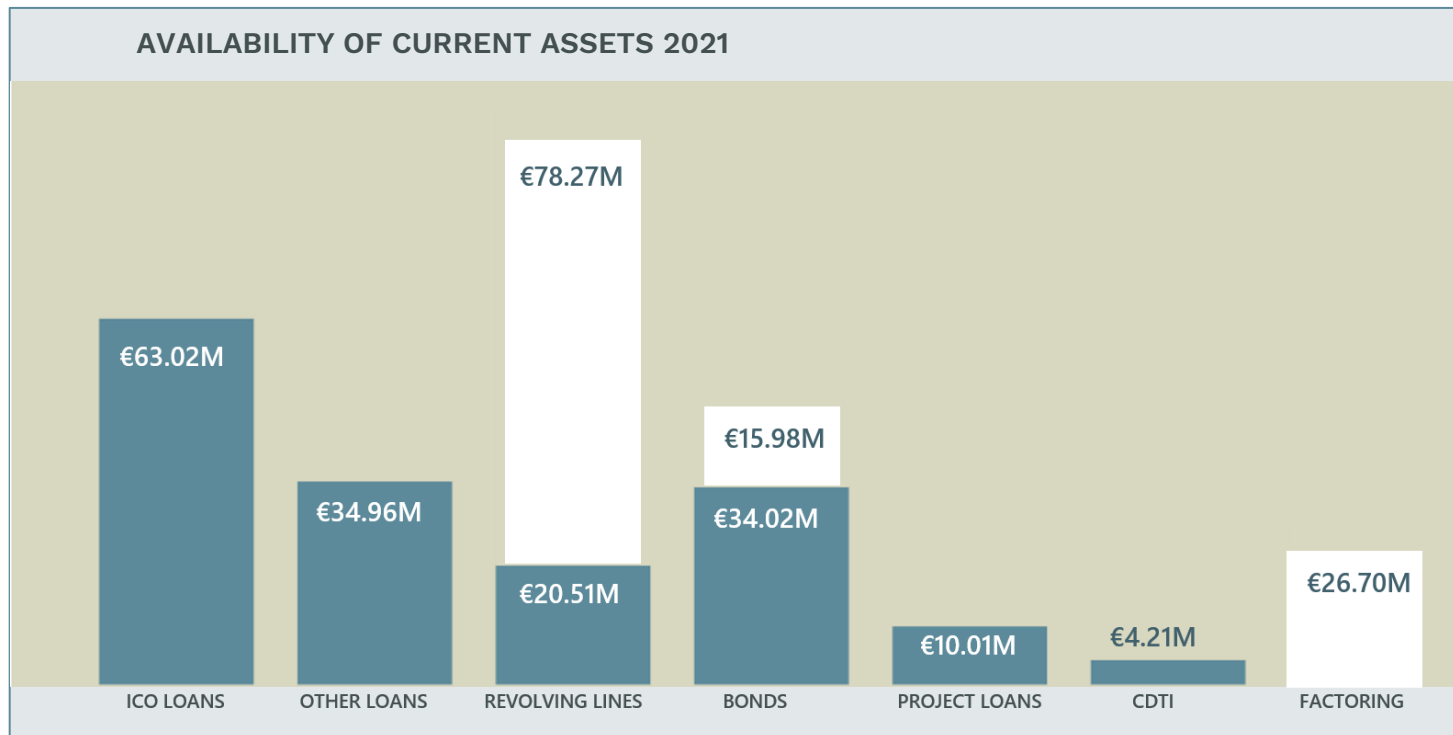
Amortisation 2023*: €73.05M

Amortisation Remaining Years: €41.85M

* Includes the amortisation of the total amount of the Syndicated Loan and the MARF Bonds

6 AVAILABILITY OF CURRENT ASSETS and COMPLIANCE WITH RATIOS

 2021: €120M+ available in Current Assets



2021 COMPLIANCE WITH RATIOS

NFD / EBITDA RATIO (DEBT WITH RECOURSE ONLY)	2.11	≤ 2.25
NFD + INDIRECT DEBT / INDIRECT EBITDA RATIO	2.09	≤ 3.25
EBITDA / NET FINANCIAL EXPENSES RATIO	11.42	≥ 3.25

7 GRUPO ORTIZ ABROAD

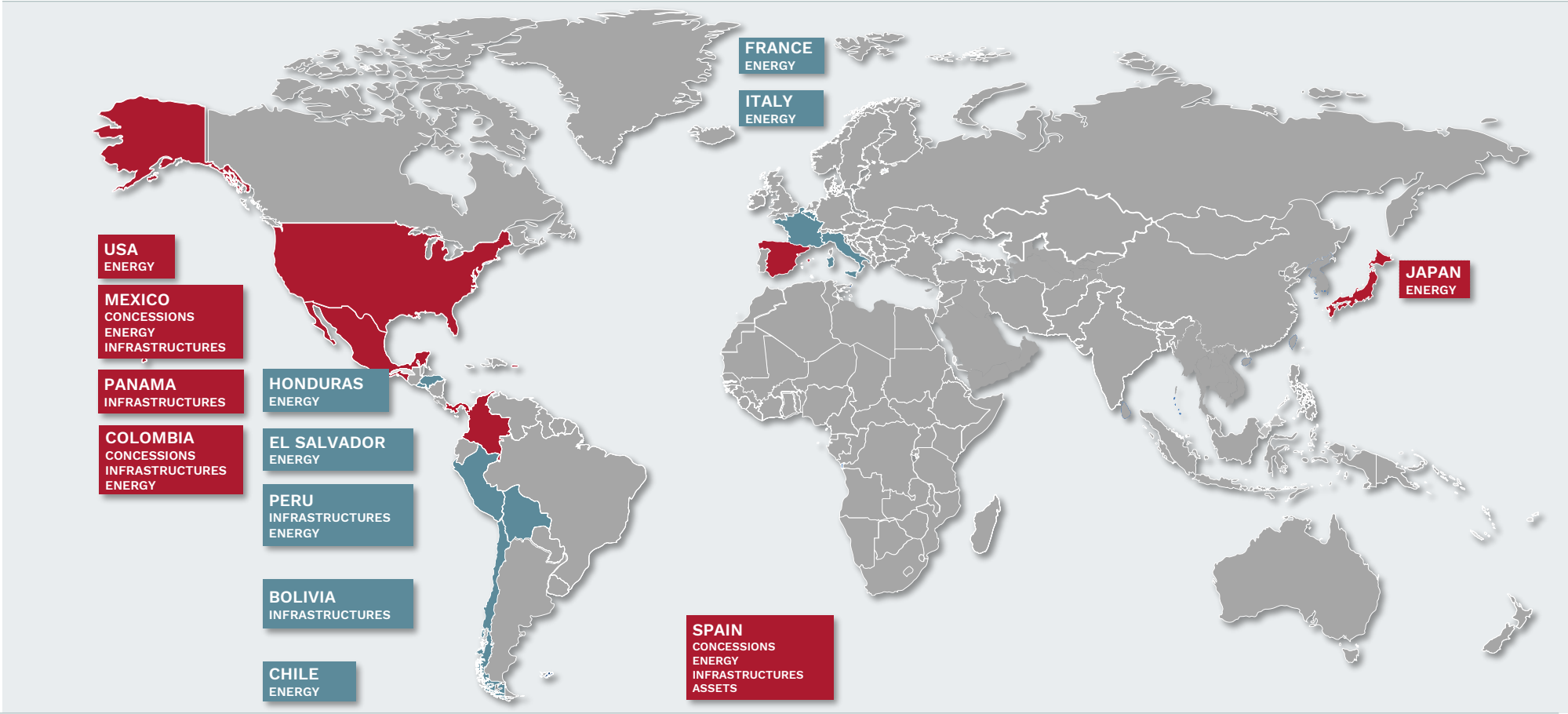



Grupo Ortiz's headquarters in Madrid


7 GRUPO ORTIZ ABROAD



2021. First Project and Implementation in the United States

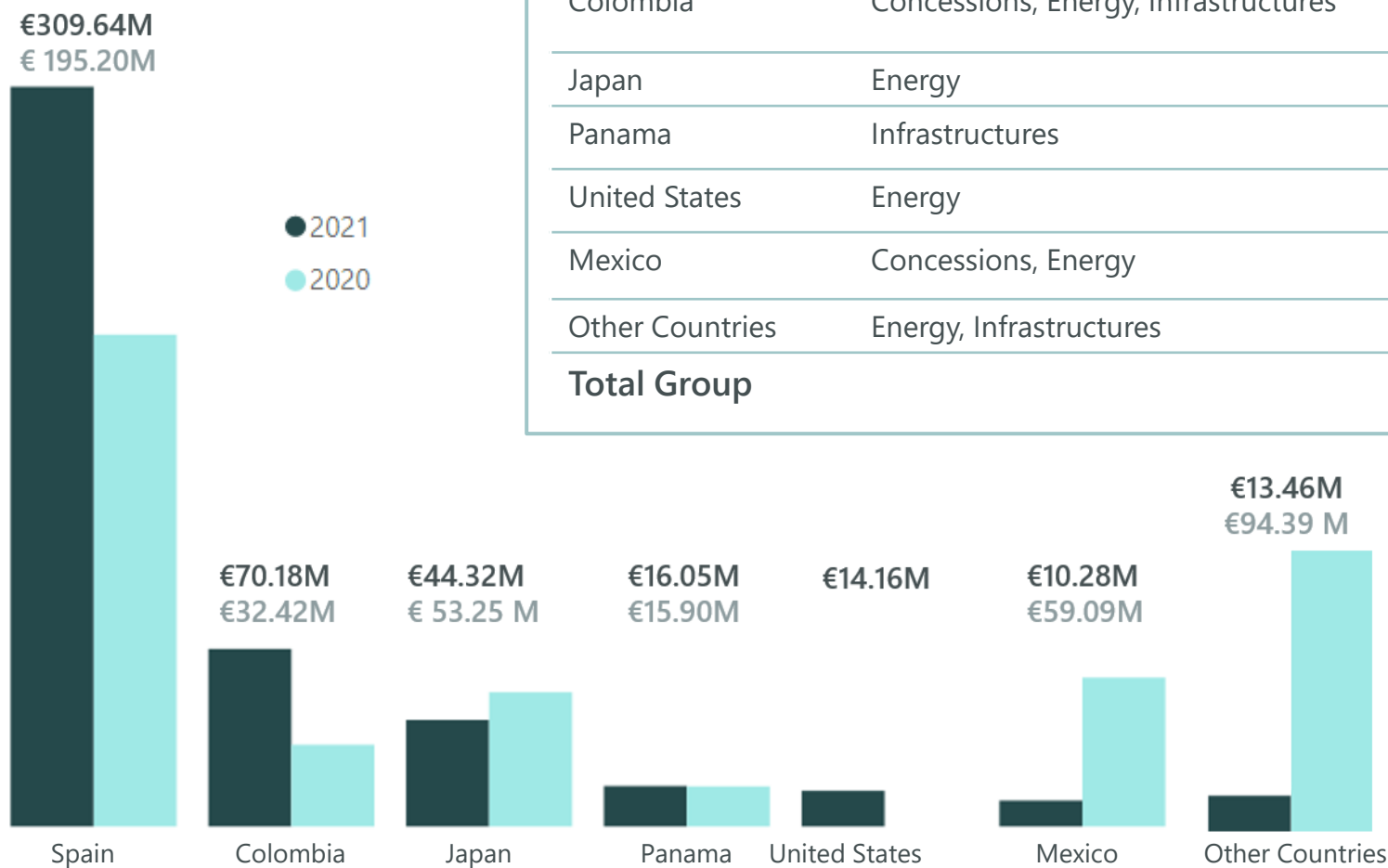


 IMPLEMENTED IN THE COUNTRY

 COUNTRY WITH ENERGY AND INFRASTRUCTURES PROJECTS


7 GRUPO ORTIZ ABROAD | REVENUES BY COUNTRY

COUNTRY	BUSINESS AREAS	2021	2020
Spain	Concessions, Energy, Infrastructures, Property	309.64	195.20
Colombia	Concessions, Energy, Infrastructures	70.18	32.42
Japan	Energy	44.32	53.25
Panama	Infrastructures	16.05	15.90
United States	Energy	14.16	0.00
Mexico	Concessions, Energy	10.28	59.09
Other Countries	Energy, Infrastructures	13.46	94.39
Total Group		478.09	450.25



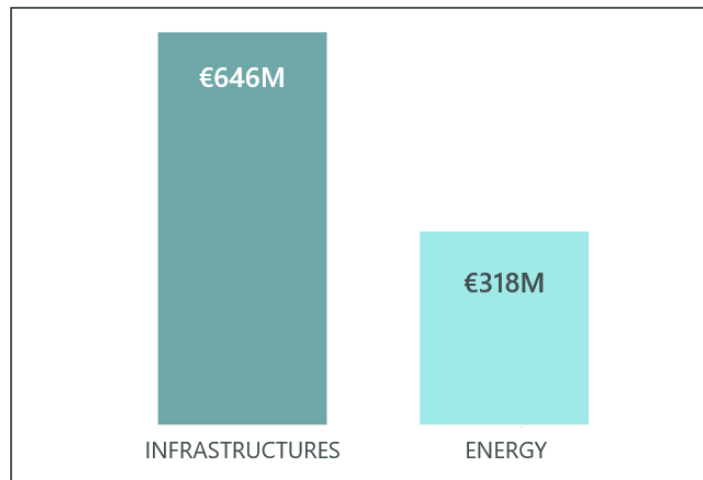
Data in millions of euros

8 GRUPO ORTIZ's CURRENT PORTFOLIO

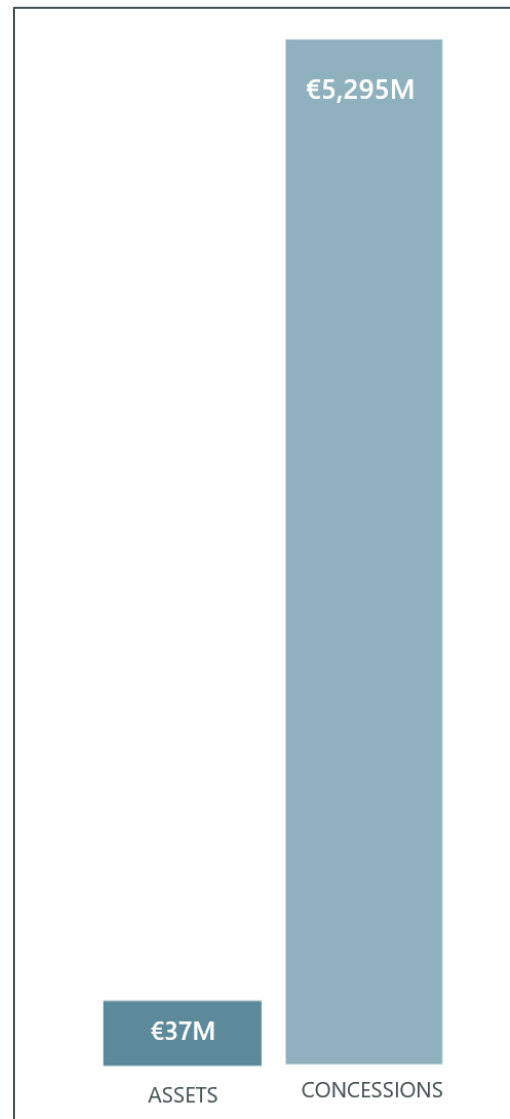


8 CURRENT PORTFOLIO

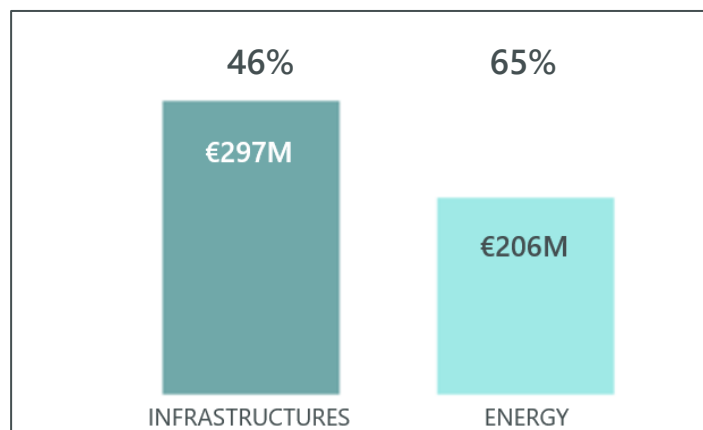
INFRASTRUCTURES + ENERGY 2021



CONCESSIONS + ASSETS 2021



PORTFOLIO TO BE EXECUTED 2022



CURRENT PORTFOLIO

Total Current Portfolio

€6,297M

International: 79% of the portfolio

Infrastructures + Energy

€964M International: 52% of the portfolio

- 42% Infrastructures
- 77% Energy

Concessions + Assets

€5,332M International: 84% of the portfolio

Forecast Revenues 2022 from portfolio Infrastructures + Energy

€503M

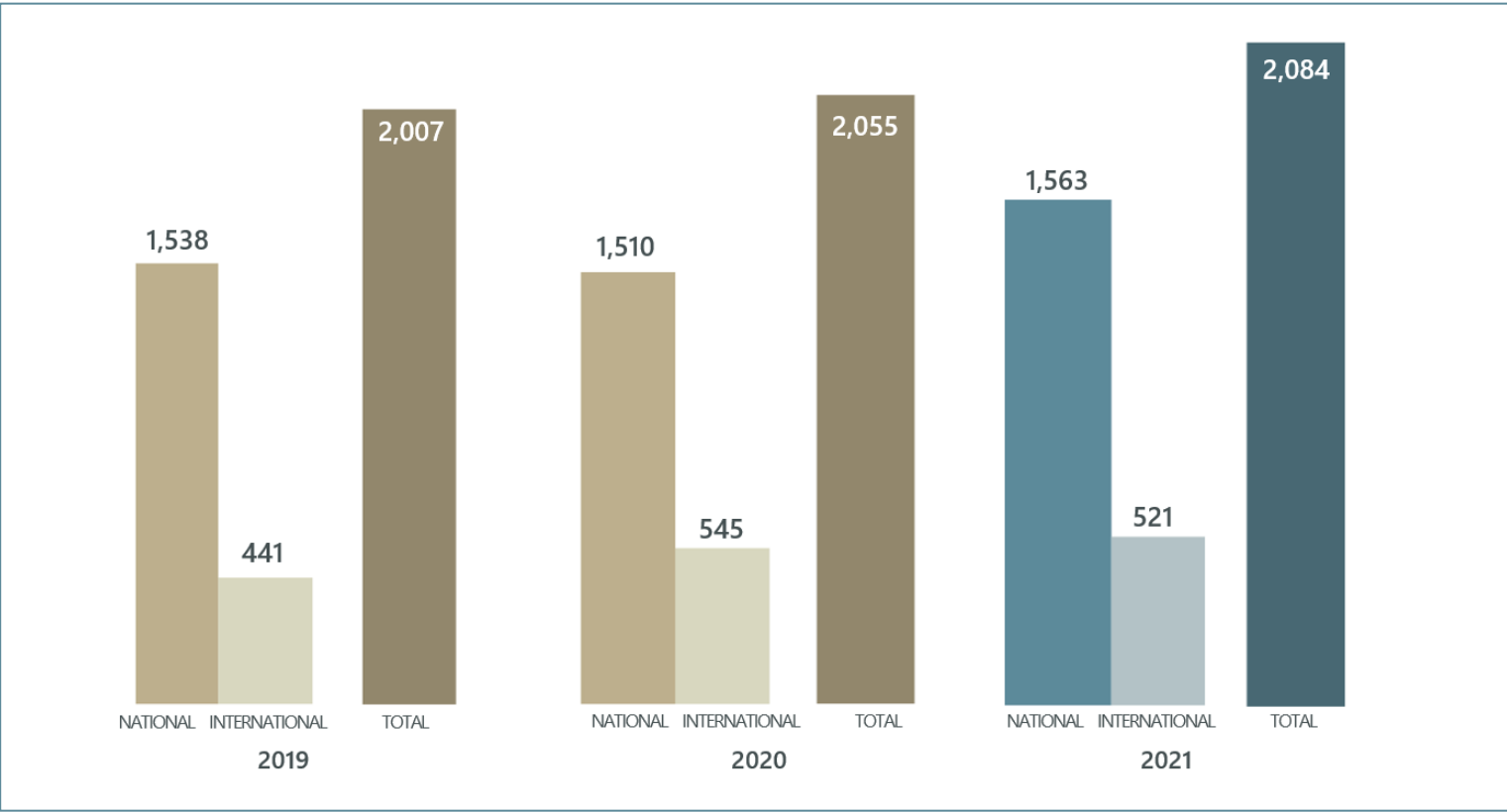
9 HUMAN RESOURCES




9 WORKFORCE EVOLUTION. 2019-2021



2021. Grupo Ortiz is made up of more and more professionals every year. 77% permanent employment

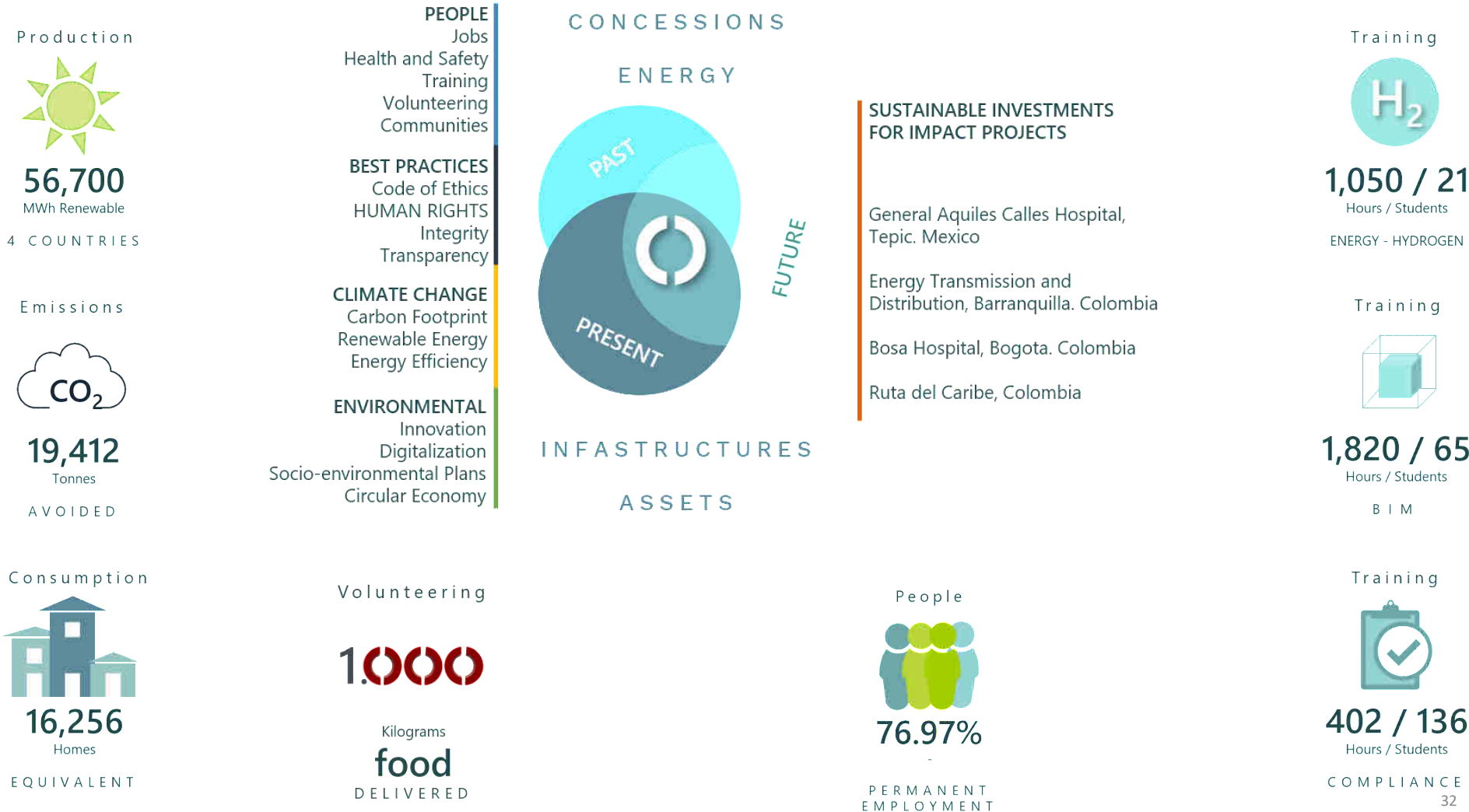


10 SUSTAINABILITY

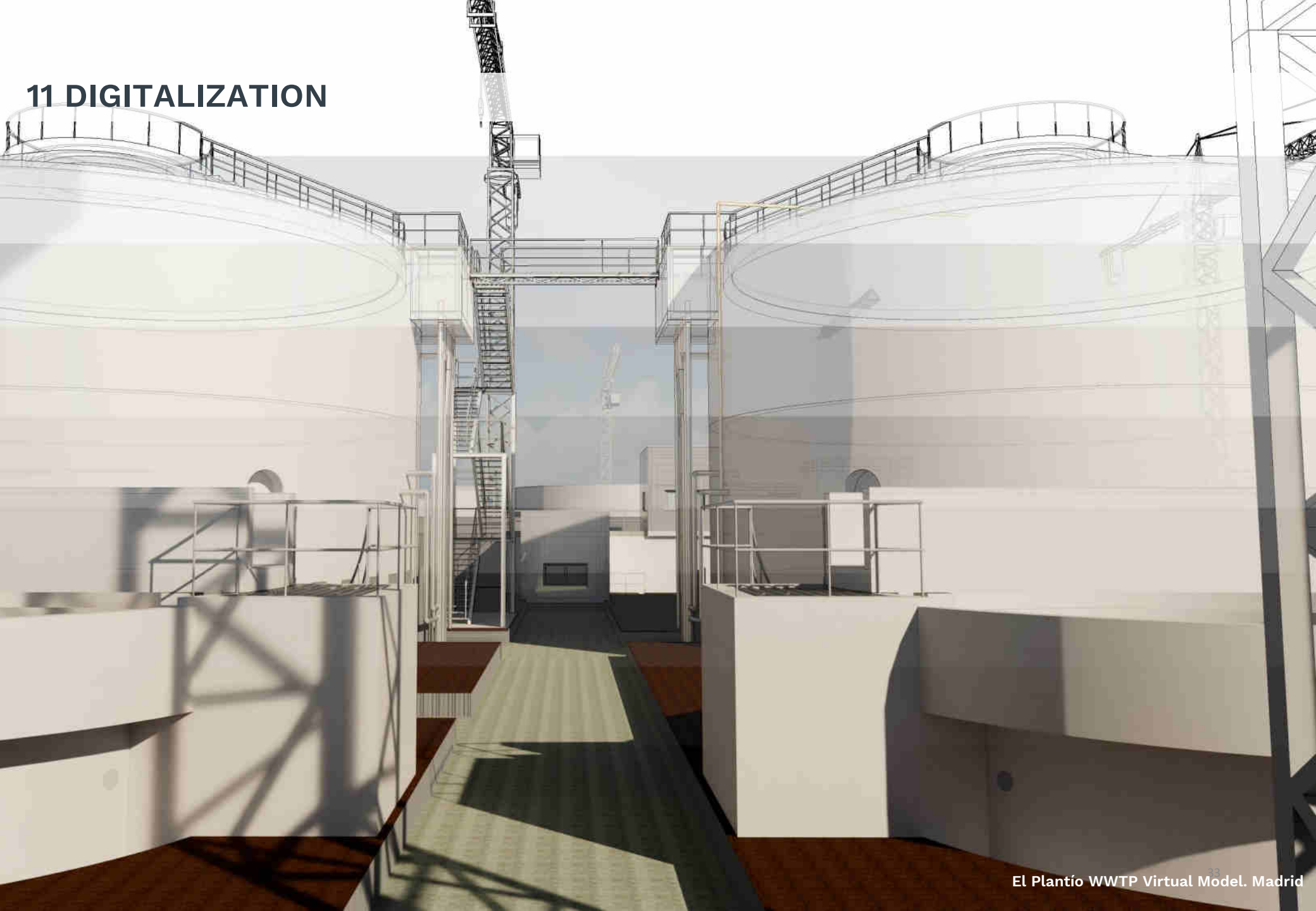


10 SUSTAINABILITY

2021. WE TAKE SUSTAINABILITY INTO CONSIDERATION IN ALL OF OUR ACTIVITIES



11 DIGITALIZATION



11 DIGITALIZATION



INTENSIFYING OUR DIGITAL TRANSFORMATION

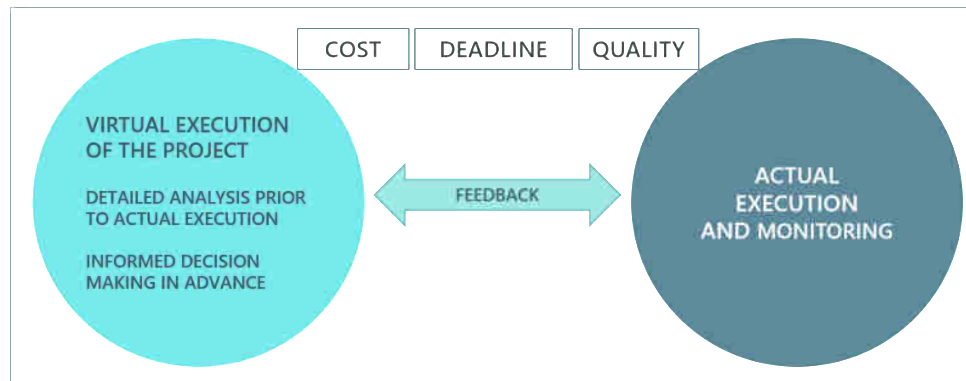
The main goal of our digital transformation process is to improve efficiency in all of our operations

CULTURE OF ORGANISATIONAL CHANGE

Leadership from top management
Continuing education and increased training
Collaboration with specialised companies
Upgrade Hardware and Software

COMPREHENSIVE FOCUS

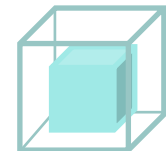
Gradually increase the number of projects in the digitalization process
Analyse and optimise corporate processes
Incorporate digital tools transversally



ADOPTION OF DIGITAL TOOLS AND INNOVATION

Building Information Modelling - BIM5D
Collaborative Data Environments. Multidisciplinary teams
Digital approval flows
Digitalization Sustainability Indicators
Data Governance - ERP

BIM Projects

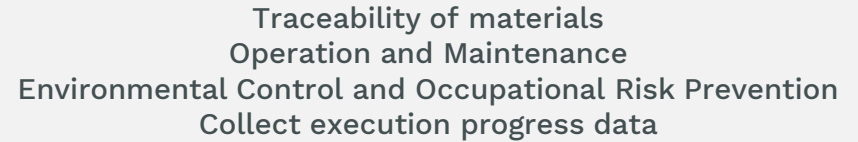


Bosa Hospital
Ruta Caribe

El Plantío WWTP
A11 Motorway

FV 7V Texas
Barranquilla T&D

Source of information at the worksite
Collision detection
4D Planning



12 GRUPO ORTIZ PROPERTIES SOCIMI AND ASSETS



La Gavia business complex

12 GRUPOORTIZ PROPERTIES **SOCIMI**

 **2021. 28th largest SOCIMI in terms of capitalisation in BME Growth**



Capitalisation of **€97.76M**

28th largest SOCIMI in BME Growth (out of 77)

Appraised value of assets: **€196.15 M**

Annual return 2021: **5%**

Quarterly distribution


Level of asset occupation: **95%**

Shareholding Composition

- Ortiz CyP: **43.19%**
- 4 institutional investors: **18.27%**
- 139 investors: **33.59%**
- Treasury shares: **4.95%.**



Houses in Paracuellos, Madrid



La Gavia Business Centre, Madrid

13 ENERGY AREA

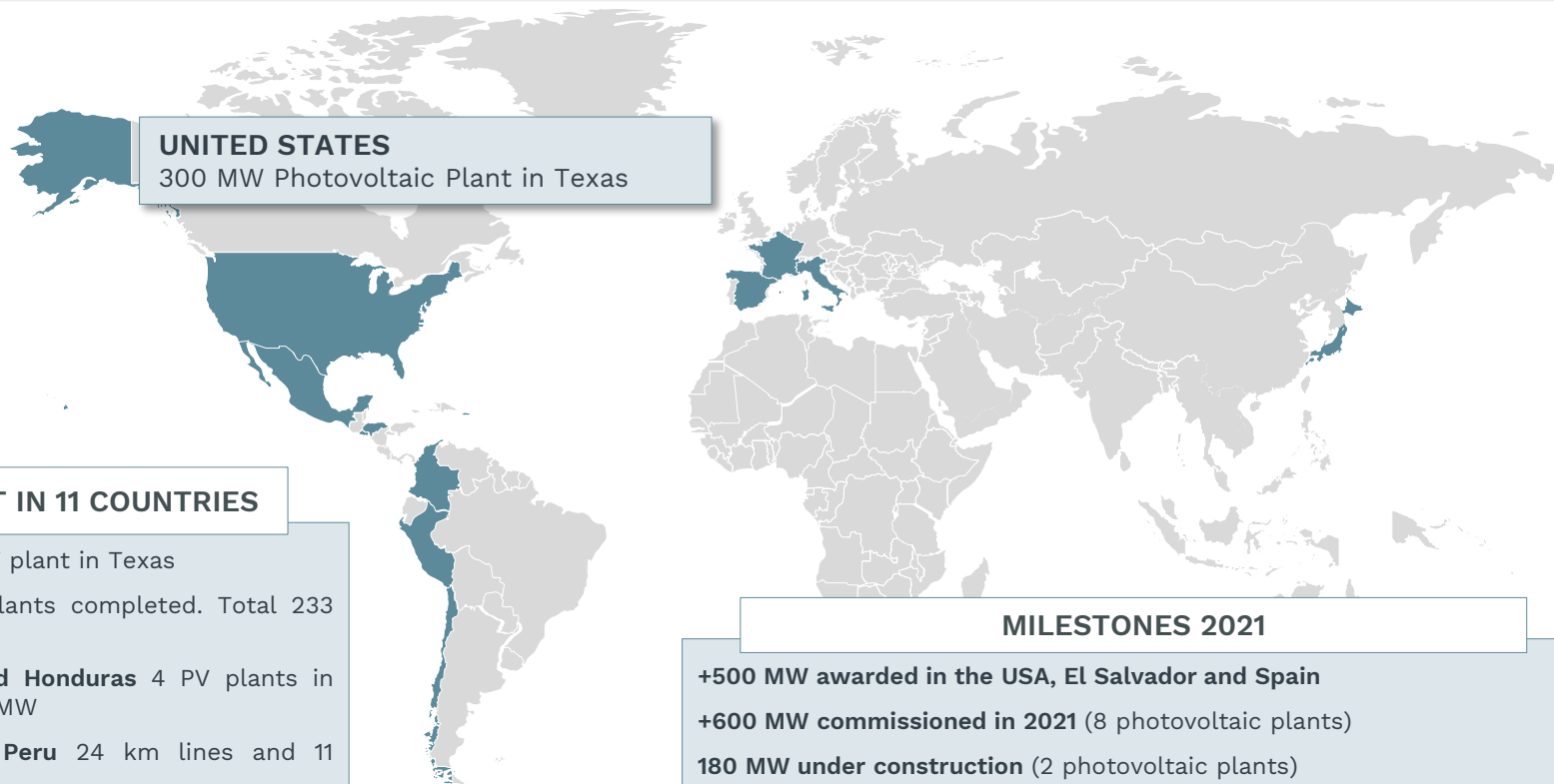


13 ENERGY AREA PHOTOVOLTAIC PLANTS



Global leader in photovoltaic EPC and O&M and Transmission & Distribution

First photovoltaic project in the USA in 2021



PRESENT IN 11 COUNTRIES

USA 300 MW PV plant in Texas

Mexico 2 PV plants completed. Total 233 MW

El Salvador and Honduras 4 PV plants in O&M. Total 120 MW

Colombia and Peru 24 km lines and 11 substations

Chile 1 PV plant completed, 58 MW

Spain 2 PV plants completed. Total 190 MW. 202 MW awarded

France 88 MW PV plant completed

Italy 1 PV plant in O&M, 2 MW

Japan 2 PV plants completed. Total 33 MW. One 30 MW PV plant under construction

MILESTONES 2021

+500 MW awarded in the USA, El Salvador and Spain

+600 MW commissioned in 2021 (8 photovoltaic plants)

180 MW under construction (2 photovoltaic plants)

+850 MW in O&M

8 Substations and 24 km of distribution lines in Colombia

4 lines and 3 substations in Peru

Main clients

Trina Solar, X-Elio, Northland, Canadian/Blackrock, Pacific Solar, Grupo Onyx, Grupo Borja, Dhamma Energy, Everstream/BlackRock, Terna, FRV, Forestalia, Naturgy

13 ENERGY AREA. FIRST PHOTOVOLTAIC PROJECT IN THE UNITED STATES

7V Photovoltaic Plant Texas

Location: Fayette County, Texas.


Company awarded the contract: Ortiz USA, LLC

Power: 300 MW

Construction start date: December 2021

Completion date: 2023

Grupo Ortiz Headquarters: City of Austin, Texas.



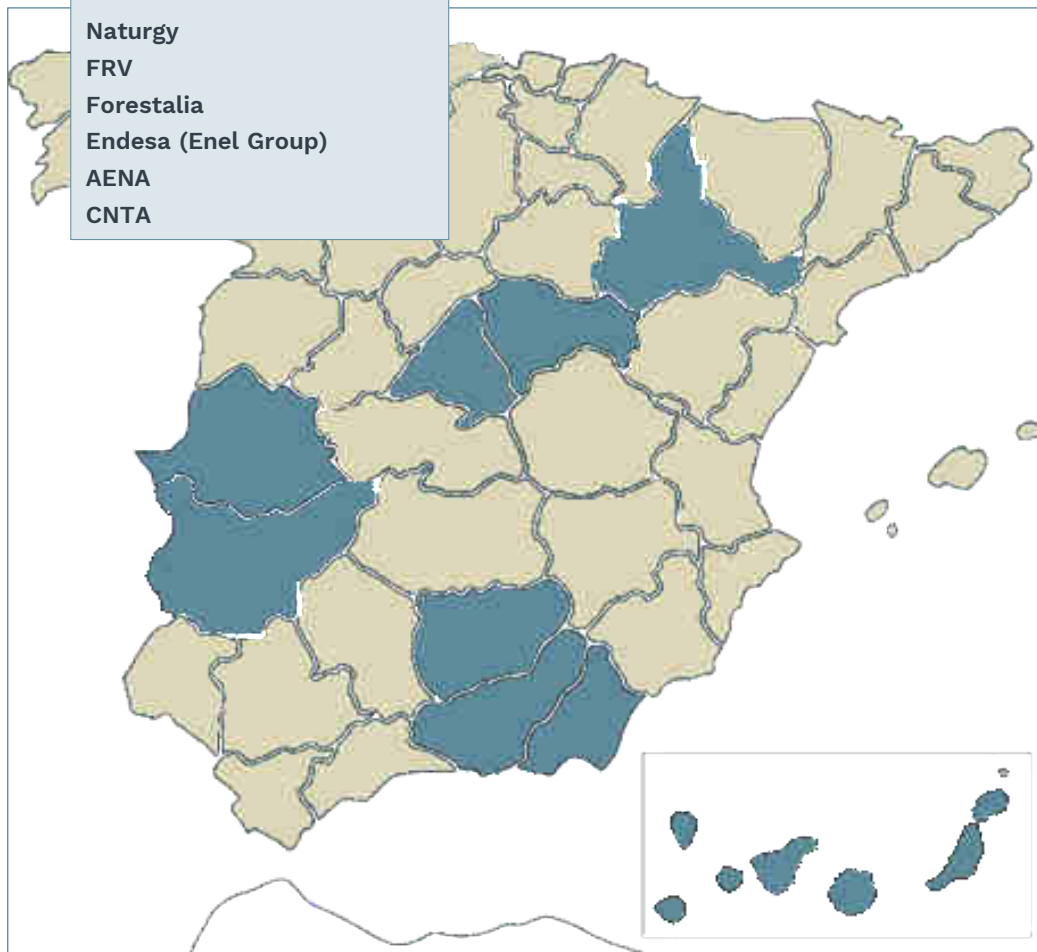
13 ENERGY AREA. SPAIN



Maintenance of medium and low voltage lines and electromechanical installations in Spain

MAIN CLIENTS

Naturgy
FRV
Forestalia
Endesa (Enel Group)
AENA
CNTA



Photovoltaic EPC

EPC San Serván 400 Photovoltaic Plant, Badajoz (150 MW)
EPC 12 Photovoltaic Plants in the Canary Islands (52 MW in total)

Photovoltaic O&M

O&M San Serván 220 Photovoltaic Plant (140 MW)
O&M Aliagar Photovoltaic Plant, Zaragoza (50 MW)
O&M Alten El Casar Photovoltaic Plant, Guadalajara (13 MW)

Maintenance of electrical and auxiliary installations Nuclear Power Plants

Electrical maintenance Trillo Nuclear Power Plant, Guadalajara
Maintenance of auxiliary installations Almaraz Nuclear Power Plant, Cáceres, Spain

Miscellaneous

Burying of Bolarque MV line, Guadalajara
Endesa Service Point
Overhaul of energy metering and recovery equipment
Live-line Work
(In Almeria, Granada and Jaen)

14 INFRASTRUCTURES AREA



Nechí Bridge. Conexión Norte. Colombia

14 INFRASTRUCTURES AREA 2021. MAJOR PROJECTS

 2021. Specialists in Sustainable Infrastructures, Construction and Rehabilitation

INTERNATIONAL INFRASTRUCTURES

3 HOSPITALS

Bosa Hospital, Colombia
Potosí Hospital, Bolivia
Andahuaylas Hospital, Peru



4 ROAD INFRASTRUCTURES COLOMBIA

Transversal del Sisga 4G Motorway
Conexión Norte 4G Motorway
Ruta del Caribe Motorway
Complete connection Transversal
Momposina



4 HYDRAULIC INFRASTRUCTURES

Santiago Veraguas Plant, Panama
North Panama Aqueduct, Panama
Bogota Metro Aqueduct, Colombia
Bogota Sewer Network, Colombia



11 PROJECTS IN COLOMBIA, PANAMA, PERU AND BOLIVIA

4 GROUP PROJECTS

NATIONAL INFRASTRUCTURES

RAILWAY

AVE Line, Madrid - Galicia
High-Speed Railway Platform Cáceres
Implementation Orense Standard Gauge
Infrastructure Maintenance and Metric Gauge Track. Group 1
Complete track renovation of the Gijón-Laviana section



MOTORWAYS, ROADS and URBAN DEVELOPMENT

A-12 Motorway, Province of Burgos and La Rioja
A-11 Motorway, Province of Valladolid
Urban development Stage 1 Este-Valdecarros Development



HEALTH INFRASTRUCTURES

Complete renovation of the Emergency Room of the 12 de
Octubre Hospital
Virgen de la Fuensanta Clinic in Murcia
Renovation and refurbishment of Unit 6 of the Virgen de la
Poveda Hospital



ENVIRONMENTAL INFRASTRUCTURES

Park on the 3rd CYII Tank
Arroyo El Plantío WWTP
Sevilla La Nueva water supply
Transformation of irrigated land in Badajoz
Maintenance +3,000 Ha of Green Areas



BUILDING AND REHABILITATION

99 PP housing units in Calviá, Mallorca
CIE Algeciras
Refurbishment of the building in Plaza Juez Borrull in
Castellón
New J.M. Building Puente de Vallecas
Restoration of the Royal Academy of Jurisprudence in Madrid



WARNING

The estimates contained in this document should be understood to apply on the date when it was prepared and based on the information and knowledge available at that time.

This knowledge is subject to change because many factors may affect these estimates and could cause them to differ from the ones given here. Grupo Ortiz does not assume any commitment to update these estimates.

Information on past performance or growth rates is not intended to imply future performance.

Grupo Ortiz does not guarantee the accuracy or completeness of data provided by third parties, nor is it required to keep the data updated or make corrections if any mistakes are detected.

Grupo Ortiz's Headquarters
Avda. del Ensanche de Vallecas, 44
28051 Madrid
www.grupoortiz.com

GRUP  **ORTIZ**
commitment to sustainability